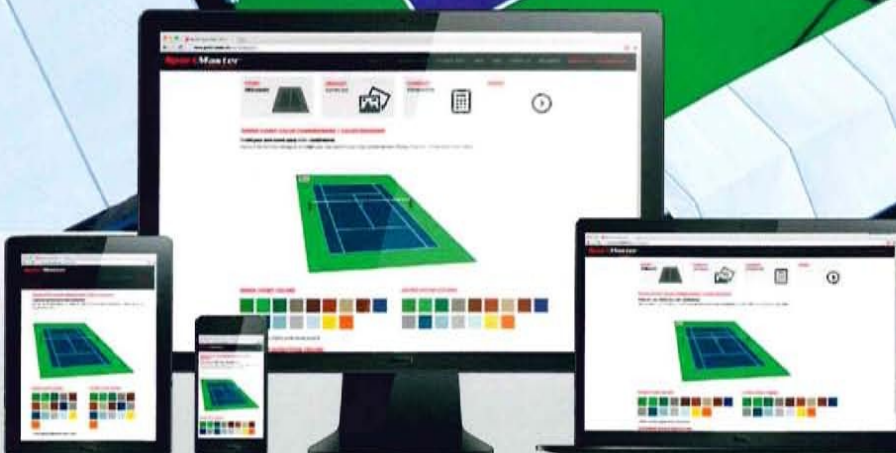


SportMaster®

SPORT SURFACES



Premium Sport Surfacing Products



Need help selecting the right color combination for your tennis court?
Try our Court Designer at sportmaster.net

SportMaster®

SPORT SURFACES



SportMaster® has been supplying owners and sport surfacing contractors with premium quality sport surfacing products for over 30 years. Our dedication to bringing science and advanced technology to sport surfaces has resulted in surfacing systems that provide sport specific optimum performance for both player and surface.

Quality Products...

SportMaster® products feature 100% Acrylic Resins to ensure long-term protection from all the elements, and maximum resistance to the sun's damaging ultraviolet degradation. SportsMaster's durability is unsurpassed.

Professional Service...

Our unique distribution network supports a national and worldwide network of professional sport surfacing contractors to provide project owners with on site recommendations and application services.

SportMaster® Tennis Systems...

Topspins, slices, and drop shots react consistently. A tight grip to your shoes provides excellent traction. These qualities provide unmatched playability for all players—recreational to professional.

For enhanced comfort, SportMaster® ProCushion Systems reduce impact shock and muscle fatigue associated with asphalt and concrete hard courts. Added layers of CushionMaster™ II increase shock attenuation for better health and longer playing comfort, especially for older players.



SportMaster® tennis court surfacing systems can be installed to meet specific ITF surface pace ratings. Visit sportmaster.net to see the current list of available pace ratings.



BASKETBALL & MULTI-USE FACILITIES

The addition of SportWax™ Clear Coat not only extends the life of SportMaster® sport surfaces, but also allows for routine, inexpensive maintenance of high wear areas such as basketball "keys" and goal creases.



SKATEMASTER™ IN-LINE SKATE SURFACE

A 100% acrylic SportMaster® System designed to provide a durable, in-depth color system. From casual skating to skate parks to the high impact rigors of in-line hockey, SkateMaster™ provides the optimum surface. Ice Blue and Dove Gray are hockey colors designed for puck contrast. The full SportMaster® color pallet can be utilized for skate parks.



TRACKMASTER PLUS™

Rubber filled system that is ideal for walking trails and middle school tracks where spikes are not worn. Also an excellent maintenance system for latex and urethane running tracks where spikes are worn.

SportMaster[®]
SPORT SURFACES

ColorPlus[™] **System**



Phone: 800-395-7325 • www.sportmaster.net • E-Mail: moreinfo@sportmaster.net



ColorPlus™ System



A 100% Acrylic, Sport Surfacing System for Tennis, Basketball, and Multipurpose Court Surfaces. Ideal for application on Asphalt, Concrete, and existing acrylic surfaces.



Uses:

- Tennis Courts, Pickleball, and Other Racquet Sports
- Basketball Courts
- Playgrounds and Game Courts
- Asphalt or Concrete Recreational Areas
- Multipurpose Courts

The SportMaster ColorPlus System is a series of specialized products, used for sports surfacing and repair.

Acrylic Crack Fillers:

Acrylic Crack Patch, CourtFlex, and CrackMagic - Used prior to resurfacing, or for crack repair on existing acrylic surfaces. Available in Neutral, Red & Green colors.

Patching/Low Spot Repair:

Acrylic Patch Binder - Mix on-site with Portland Cement & Sand to produce a compound for filling low spots & cracks on sport surfaces.

Filler/Texture Coats:

Acrylic Resurfacer - Used to fill surface voids and provide texture to the pavement surface, prior to application of the ColorPlus Color Coating System. Available in Black or Neutral.

Color Surfacing Coats:

ColorPlus Color System - ColorPlus Pigment Dispersion is added to Neutral Concentrate to achieve a fully-pigmented surface coating that is mixed with sand and water. Neutral Concentrate with sand is also available, in case the proper sand is not available locally and factory-mixed sand is preferred. The ColorPlus Color System is applied in a minimum of 2 coats on top of Acrylic Resurfacer.

Striping:

Stripe Rite Line Primer is applied between masking tape to prevent "bleed under" from occurring, then SportMaster White Line Paint completes the project with superior hiding and vibrant lines. SportMaster White Line Paint is available in textured and non-textured formulas.

SportWax Clear Coat (optional):

A 100% acrylic top coat that dries clear and provides extra protection for the court surface. Creates a semigloss appearance and makes textured surfaces easier to clean.

For more information on the entire line of SportMaster products, visit sportmaster.net.

ColorPlus™ System

Thickness: Approx. 35-40 mils

1 Coat - Acrylic Resurfacer

2 Coats - Color

Forest Green

Light Green

LEED credit (SRI = 31)*

Dark Green

Beige

Brown

Red

LEED credit (SRI = 36)*

Maroon

Tournament Purple

Gray

Blue

Light Blue

Dove Gray

LEED credit (SRI = 33)*

Ice Blue

LEED credit (SRI = 62)*

Sandstone

LEED credit (SRI = 46)*

Yellow

Orange

NOTE: Colors will vary somewhat due to printing limitations. Ask your SealMaster® Representative for a color chip card for more accurate representation.


*Solar Reflectance Index (SRI) is the percentage of solar energy that is reflected by a surface. These specific colors qualify for the LEED (Leadership in Energy and Environmental Design) program under Section SS Credit 7.1: Heat Island Effect: Non-Roof. For more information visit www.usgbc.org or contact a LEED accredited professional.

Premium Sport Surfacing Products

All colors available in all SportMaster® Systems when using ColorPlus™ pigment dispersion.



Dark Green



Light Green
LEED credit (SRI = 31)*



Forest Green



Blue



Beige



Brown



Red
LEED credit (SRI = 36)*



Light Blue



Sandstone
LEED credit (SRI = 46)*



Tournament Purple



Maroon



Gray



Ice Blue
LEED credit (SRI = 62)*



Dove Gray
LEED credit (SRI = 33)*



Orange



Yellow

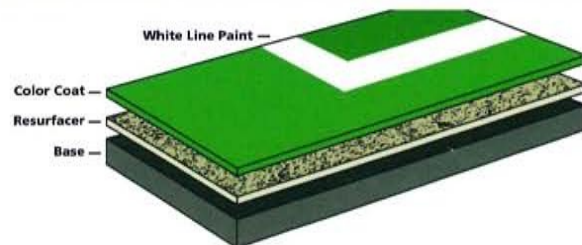
*Solar Reflectance Index (SRI) is the percentage of solar energy that is reflected by a surface. SportMaster® colors with an SRI of 29 or higher are indicated on the color chip card. These specific colors qualify for the LEED (Leadership in Energy and Environmental Design) program under Section SS Credit 7.1: Heat Island Effect: Non-Roof. For more information visit www.usgbc.org or contact a LEED accredited professional.

Chips on this card may vary slightly in color or finish from the actual product in the container, due to age, light, heat and printing process. Color samples based on SportMaster® products.

The SportMaster® Acrylic System

For Asphalt And Concrete Surfaces...


100% Acrylic Color Coatings for tennis courts and multipurpose sport surfaces.



The SportMaster® ProCushion™ System

The Ultimate Tennis Court Surface...

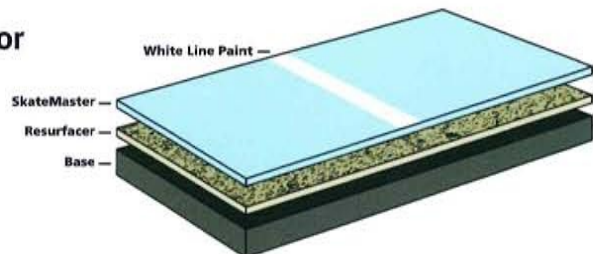
The ultimate professional and residential cushioned surface. The ProCushion™ System can be installed to ITF specified pace ratings. This 100% acrylic emulsion system is designed to provide optimum resilience and spin responsive play.



The SkateMaster™ System

High Performance Surface Coating Designed For One Of The Hottest Sports - In-Line Skating!

SkateMaster™ is a 100% acrylic coating designed to provide a durable surface for in-line skating. From casual skating to the rigors of competitive in-line hockey, SkateMaster™ provides the optimum surface. Standard colors are Ice Blue and Dove Gray.



SportMaster® Sport Surfaces Care Instructions...

- 1. Clean your court regularly.** Once a month is suggested. Watch for evidence of mold or mildew in shaded areas and corners where organic debris tends to accumulate. Indoor courts require both frequent vacuuming and at least one annual wet vacuuming with mild detergent solution and soft bristled equipment.
- 2. Remove standing water.** Rain showers help clean your court. However, dirt accumulates in standing water, leaving stains. Remove water from birdbaths as often as possible. Irrigation systems around the court should not spray on the court.
- 3. Remove foreign matter.** Leaves and pine needles not only can stain your court, but also are breeding grounds for mold and mildew. It is especially important to remove leaves in the fall and keep your court free of debris all winter.
- 4. Use proper equipment.** Use soft nylon or hair-type brooms for scrubbing your surface. Scrubbing too hard with hard bristles can damage the surface. When using a water broom limit pressure to 70 p.s.i. Be very careful when using a power washer.

To view the complete tennis court maintenance manual, please visit www.sportmaster.net, and select maintenance under technical info.

SportMaster®
SPORT SURFACES

SportMaster® is a division of
ThorWorks Industries, Inc. • P.O. Box 2277 • Sandusky, OH 44870
Distributed worldwide through the SealMaster® Franchise System

Phone: 800-395-7325 • www.sportmaster.net • E-Mail: moreinfo@sportmaster.net